


ROE
CREATIVE DISPLAY



Vanish MKII

Now You See It, Now You Don't

INDOOR LED PANELS




Outstanding Display Performance

The high-contrast black panel surface and high-brightness LED with wide viewing angles offer an outstanding performance, even in challenging outdoor conditions. The minimal design of the louvers, PCB and LEDs, creates a maximum transparency.


High-Transparency LED Solutions

Now you see it, now you don't

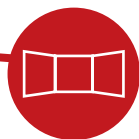
The Vanish MKII of LED panels offer a high-transparency LED solution for indoor applications. With a transparency up to 62%, the Vanish LED panels offer outstanding performance through their high-brightness and excellent viewing angles.




Easy maintenance
through modular design



High Brightness LED



Curved configuration
possible



High transparency
35% - 62%





Create Unique Visual Experiences

Capture the audience's attendance and create unforgettable experiences using its excellent video performance. Your visuals will be enhanced through the 14-bit grayscales and excellent wide viewing angles.

Easy Handling

The smart and extremely light-weight structure of the panel frames makes them fast and easy to assemble, supporting quick installation. With the ability to build flat as well as curved video walls, the creative applications are manifold.



Modular Design

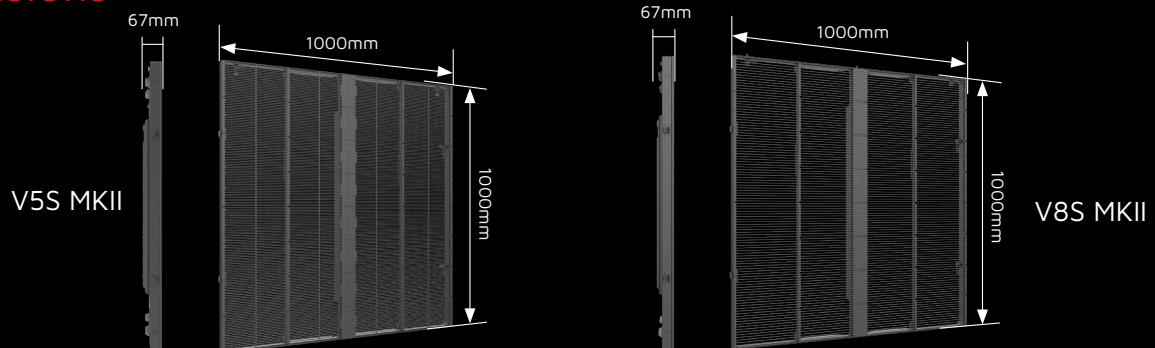
The Vanish panels are easy to maintain due to its modular design. The modular power box and LED PCB make repair and replacement of spare parts easy and cost-effective. The modular PCB helps to control the flatness compare with the side emitting LED PCB strip. The side locks guarantee and road-proof installation of the panels and frames.

Specifications

Vanish	V5S MKII	V8S MKII
Pixel Pitch	5.6mm	8.9mm
Max Brightness Calibrated	2000nits	2000nits
Panel Dimension	1000mm x 1000mm x 67mm 39.4" x 39.4" x 2.6"	1000mm x 1000mm x 67mm 39.4" x 39.4" x 2.6"
Panel Resolution (H x V)	176 x 176	112 x 112
Panel Weight	10.9kg; 24.03lbs	9.6kg; 21.16lbs
Power Consumption Max / Average	440W / 220W	430W / 215W
BTU Max / Average	1500 / 690	1470 / 680
Transparency	35%	62%
Serviceability	Front	Front
Curving (Concave & Convex)	Concave 10°-Convex 10°	Concave 10°-Convex 10°
Max. Hanging (panels)	15	15
Max. Stacking (panels)	6	6
LED Configuration	SMD 1515 Black	SMD 1515 Black
Viewing Angle Horizontal	160°	160°
Viewing Angle Vertical	140°	140°
Scan Ratio	1/11	1/4
Refresh Rate	3840Hz	3840Hz
Gray Scale	14bit	14bit
Frame Material	Aluminium Alloy	Aluminium Alloy
Processing Platform	Brompton / Megapixel / Evision / Nova	Brompton / Megapixel / Evision / Nova
Operational Temp / Humidity	-20°-45°C, 10-90%RH -4°-113°F, 10-90%RH	-20°-45°C, 10-90%RH -4°-113°F, 10-90%RH
Storage Temp / Humidity	-40°-60°C, 10-90%RH -40°-140°F, 10-90%RH	-40°-60°C, 10-90%RH -40°-140°F, 10-90%RH
IP Rating	Indoor	Indoor
Certifications	CE, ETL, FCC	CE, ETL, FCC

*Note: The Specifications are for reference, actual values may vary.

Dimensions



www.roevisual.com

ROE China | ROE US | ROE EU | ROE UK | ROE JP | ROE ME | ROE AUS
roe@roevisual.com